



RIVERVIEW SCHOOL DISTRICT

701 TENTH STREET
OAKMONT, PA 15139
412-828-1800



Academics. Arts. Athletics. Opportunities
**SERIOUS
SUCCESS**
RIVERVIEW SCHOOL DISTRICT

Kindergarten Readiness Handbook

Getting Ready for Kindergarten!



We are excited to begin your child's Academic Journey as they enroll in the Riverview School District. Students, Parents and Teachers are partners in learning. The following information serves as a guide as to the specific Readiness Skills that Parents and Pre-K Educators can develop with children as they anticipate the start of Kindergarten.

Children's Community Programs



- Oakmont Public Library
- Area parks and playgrounds
- Riverview Athletic Association
T-ball, Baseball, Softball, Basketball
- Twin Boros -Soccer
- Tenth Street PTO Dance Program

Suggested Educational Family Trips/

Activities:

Families/Communities

Parents Can:

1. Talk about their family background (grandparents, aunts, uncles, cousins).
2. Show children photographs of family gatherings on different occasions and identify family members.
3. Talk about the people children will meet at school (teachers, principal, secretaries, nurse, school guidance counselor, classmates).

Neighborhood:

Parents Can:

1. Take a walking field trip around your local community.
2. Locate and discuss places in your community.

Rules:

Parents can:

1. Talk about established rules at home, safety rules, car rules, rules about littering, and taking turns.

Health and Safety:

1. Daily schedule of hygiene routines.
2. Rest, exercise, and eat healthy meals.
3. Sleep at least 12 hours per day.
4. Emergency and safety plans at home.

Encourage Creativity



Give your child the opportunity to work with different media over time. For example, when drawing, provide him/her with crayons, markers, pencils, chalk, paints, and finger paints. Use play dough, pipe cleaners, popsicle sticks, felt, and clay to shape letters or practice counting. Provide different types of paper for drawing and writing.

Increase knowledge and skills by encouraging children to:

- Recognize letter names (uppercase/lowercase)
- Recognize letter sounds
- Match uppercase/lowercase letter pairs
- Clearly recite the alphabet
- Drawing simple pictures (with real world connections)
- Recognize numbers 0-10
- Learn to use one to one correspondence 1-10 when counting and playing games
- Rote counting 0-20
- Writing first name (uppercase letter first, followed by lowercase)
- Identifying Basic shapes (square, triangle, circle, rectangle)



Manners



Phone Number

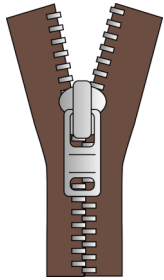


Address



Speaking in complete sentences

Life Skills/Personal Care



Zippering/buttoning/snapping



Tying




Hand Washing



Using the Restroom



Holding Scissors Correctly




**Coloring/
Using Appropriate Colors**

- Create, identify and extend patterns
- Story comprehension: Recalling basic details
- Days of week (Order: Today is ...Yesterday was... Tomorrow will be...)
- Months of the Year
- Rhyming/Nursery Rhymes
- Eight basic colors
- Left/Right
- Positional words (under, over, behind, before, after, on, top, etc.)
- State first and last name
- Recognize name in print













LEFT

RIGHT



Children will learn

 <p>Two children are sitting on the floor playing with colorful blocks. One child is holding a red block, and the other is holding a yellow block.</p>	<p>Sharing</p>  <p>A child is sitting at a desk, focused on writing in a notebook. There is a stack of books and a pencil on the desk.</p> <p>Focusing on task at hand while sitting properly</p>
 <p>A collection of school supplies including a green notebook, a red apple, a wooden ruler, a pencil, and a pink eraser.</p>	<p>Taking care of school supplies and personal items</p>  <p>A teacher is holding a piece of paper with a list of three items: 1. mmm, 2. mmm, 3. mmm.</p> <p>Following simple directions</p>
 <p>Two children are standing facing each other. A double-headed arrow is drawn between them, indicating personal space.</p>	<p>Respecting personal space</p>  <p>A child is covering their ears with their hands, and a megaphone is shown nearby, indicating loud noise.</p> <p>Using proper voice volume</p>
 <p>Three children are sitting around a table, smiling and talking to each other. There are some items on the table.</p>	<p>Cooperating with others</p>  <p>A teacher is sitting at a desk reading a book to three children who are sitting at a table in front of her.</p> <p>Following classroom rules and procedures</p>
 <p>A child is sitting at a table eating a meal with a fork and knife. There is a glass of water and a plate of food.</p>	<p>Using manners</p>  <p>A child is sitting on the floor with their hand raised, indicating they want to speak.</p> <p>Raising hand to speak</p>